

## Reed Sensors for Screw Fastening



### APPLICATIONS

- **Position and limit switch**  
Pneumatic or hydraulic actuator position indication and end travel limit switch
- **Door and window contacts**  
Security system applications
- **Level sensor**  
Use with magnetic floats for water level detection in coffee makers, washing machines or dishwashers

### DESCRIPTION

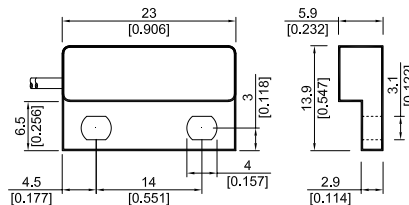
MK4 sensors are magnetically operated Reed proximity switches designed for screw mounting. The sensor should be mounted on a fixed surface with the actuating magnet on the moving surface. Introduction or removal of the magnetic field determines the closing and opening of the Reed Switch.

### FEATURES

- Form A, B, and C available
- High power switches available
- Other cables, connectors and colors available
- Various case sizes available
- Five operate sensitivities available
- A choice of cable terminations and lengths are available

### DIMENSIONS

All dimensions in mm [inches]



ORDER INFORMATION

Part Number Example

MK4 - 1A66 C - 500 W

1A is the contact form  
66 is the switch model  
C is the magnetic sensitivity  
500 is the cable length (mm)  
W is the termination



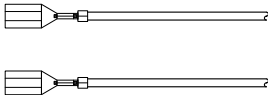
SERIES	CONTACT FORM	SWITCH MODEL	MAGNETIC SENSITIVITY	CABLE LENGTH (mm)	TERMINATION
MK4 -	XX	XX	X -	XXX	X
OPTIONS	1 Form A	66	B, C, D, E	500 *	W, X, Y
		81	A		
		84	C, D, E		
	90				
* Other cable lengths available.					

MAGNETIC SENSITIVITY

SENSITIVITY CLASS	PULL IN AT RANGE
A	5 - 10
B	10 - 15
C	15 - 20
D	20 - 25
E	25 - 30

TERMINATION

For wire and termination details please consult factory.  
Form C version requires 3 conductors.

W		The cable cut length includes: 5mm of wire stripped and tinned
X		The cable cut length includes: individual crimped terminals
Y		The cable cut length includes: individual spade terminals

## Reed Sensors for Screw Fastening

### CONTACT DATA

All data at 20 °C	Switch Model --> Contact Form -->	Switch 66 Form A			Switch 81 Form A			Units
		Min.	Typ.	Max.	Min.	Typ.	Max.	
<b>Contact Ratings</b>	<b>Conditions</b>							
Switching Power	Any DC combination of V & A not to exceed their individual max.'s			10			5	W
Switching Voltage	DC or peak AC			200			90	V
Switching Current	DC or peak AC			0.5			0.5	A
Carry Current	DC or peak AC			1.25			1.0	A
Static Contact Resistance	w/ 0.5V & 10mA			150			200	mΩ
Dynamic Contact Resistance	Measured w/ 0.5V & 50mA 1.5 ms after closure			200			200	mΩ
Insulation Resistance across Contacts	100 Volts applied	10 <sup>10</sup> *			10 <sup>9</sup>			Ω
Breakdown Voltage across Contacts	Voltage applied for 60 sec. min.	225 *			100			VDC
Operate Time, incl. Bounce	Measured w/ 100% overdrive			0.5			0.5	ms
Release Time	Measured w/ no coil suppression			0.1			0.1	ms
Capacitance	@ 10kHz across contact		0.2			0.2		pF
<b>Contact Operation **</b>								
Must Operate Condition	Steady state field	10		30	5		10	AT
Must Release Condition	Steady state field	4		27	2		9	AT
<b>Environmental Data</b>								
Shock Resistance	1/2 sine wave duration 11ms			50			30	g
Vibration Resistance	From 10 - 2000 Hz			20			10	g
Ambient Temperature	10 °C/ minute max. allowable	-20		85	-20		85	°C
Storage Temperature	10 °C/ minute max. allowable	-35		85	-35		85	°C
Soldering Temperature	5 sec. dwell			260			260	°C

Please note: The indicated electrical data are maximum values and can vary downwards when using a more sensitive switch.  
 \* Insulation resistance of 10<sup>12</sup> and breakdown voltage of 480 VDC is available.  
 \*\* These ranges refer to the uncut / unmodified Reed Switches described in our Reed Switch section. Consult factory if more detail is required.

CONTACT DATA

All data at 20 °C	Switch Model → Contact Form →	Switch 84 Form A			Switch 90 Form B / C			Units
		Min.	Typ.	Max.	Min.	Typ.	Max.	
<b>Contact Ratings</b>	<b>Conditions</b>							
Switching Power	Any DC combination of V & A not to exceed their individual max's			10			3	W
Switching Voltage	DC or peak AC			400			175	V
Switching Current	DC or peak AC			0.5			0.25	A
Carry Current	DC or peak AC			1.0			1.2	A
Static Contact Resistance	w/ 0.5V & 10mA			150			150	mΩ
Dynamic Contact Resistance	Measured w/ 0.5V & 50mA 1.5 ms after closure			200			250	mΩ
Insulation Resistance across Contacts	100 Volts applied	10 <sup>11</sup>			10 <sup>9</sup>			Ω
Breakdown Voltage across Contacts	Voltage applied for 60 sec. min.	700			200			VDC
Operate Time, incl. Bounce	Measured w/ 100% overdrive			2.0			0.7	ms
Reset Time	Measured w/ no coil suppression			0.1			1.5	ms
Capacitance	@ 10kHz across contact		0.7			1.0		pF
<b>Contact Operation **</b>								
Must Operate Condition	Steady state field	15		30	10		35	AT
Must Reset Condition	Steady state field	6		27	4		30	AT
<b>Environmental Data</b>								
Shock Resistance	1/2 sine wave duration 11ms			50			50	g
Vibration Resistance	From 10 - 2000 Hz			20			20	g
Ambient Temperature	10 °C/ minute max. allowable	-20		85	-20		85	°C
Storage Temperature	10 °C/ minute max. allowable	-35		85	-35		85	°C
Soldering Temperature	5 sec. dwell			260			260	°C
Please note: The indicated electrical data are maximum values and can vary downwards when using a more sensitive switch. ** These ranges refer to the uncut / unmodified Reed Switches described in our Reed Switch section. Consult factory if more detail is required.								